
2018/05/31



About Agent Registration

Introduction ▶ About FC2 Live Agent

→ Characteristics of FC2 Live Agent	Page3
→ Agent registration and requirements to start business	
About Agent Registration	Page4
Start of agent business	Page4

Feature ▶ Convenient Management Screen

→ Management Features for Agent	
Acquired points and payment management	Page5
Sales management	Page6
Performer management	Page7

Exchange ▶ Exchange acquired points

→ Payment procedure	
Point flow and reward payment	Page8
How to redeem acquired points	Page9
Closing date and bank wire date	Page10
Payment procedure	Page10
→ Change to FC2 redeemable points	Page11

Q & A ▶ F.A.Q Page12

Characteristics of FC2 Live Agent

30% Fee

Highest in Industry

Reward Return Rate 70%

FC2 Live reward return rate is one of the highest in the industry, where 70% of sales is returned to the agent. The other 30% will be deducted as a fee.

Free for everyone

Individual or business

Register for Free

Agent registration is absolutely free. Individual or business can sign up for free. There will be no new additional fees in the future, such as, after the first year, monthly, or sale dependent, so no need to worry.

High Attraction Rate

Registered Member 3.7 million plus *

FC2 Live is a service with already over 3 million registered members. Business will be conducted to these members, so watch profit increase without the gathering of consumers.

*AS of March 2018

Depending on performer

Easily Adjust Points

Easily adjust the view pricing on FC 2 Live. By adjusting the price depending on the performers' experience and popularity, flexible management is possible.

Earning Example

When 1 performer broadcasts to 100 viewers for 60 minutes



[Point Setting]

50 points/minute

100 Viewers

60 minutes

50 points x 100 people x 60 minutes = 300,000 points

30% of fee deducted from the total 300,000 points will be the agent's earning.



Agent Sales

300,000 points - (30% fee) = **210,000 points**



Besides the example, it is possible to increase sales by receiving tips from observers, or selling recorded live footage.

Preparation 1

About Agent Registration

■ Requirements for Registration



FC2 Account

In order to register as an agent, a FC2 account is required.


Registration of FC2 account is free and can be easily obtained.



Bank Account

A bank account is necessary at the time of agent registration. Please prepare the required information of a bank account that can receive from an American bank at the registration and management screen.

■ Registration Process



Agent registration will be complete right after the submission of application form, so starting business as agent within FC2 Live is possible on the day of registration.

Preparation 2

Start of agent business

■ Needed for Broadcast



+ **Web Camera**
Computer and Internet Environment

In order for broadcaster to stream to viewers within FC2 Live, a web camera is required. Use a mic with the camera for an "image" and "sound" broadcast, which results in a high level of performance.

■ Agent's Business Duties



- 1 Recruit Performers
- 2 Manage/Guide Performers
- 3 Pay Rewards to Performers

■ Reason Why Agent Business Is Popular

Initial Low Cost Makes It Easy To Join

No need to pay a high initial cost to prepare equipment or space to join as an agent. By recruiting performers and preparing an internet environment, anyone can start an agent business.

Start With Few People

No need to worry even if you only have few people. Since 1 performer can broadcast to many viewers with FC2 Live, profits can be made despite the number of viewers.

Feature 1

Acquired points and payment management

Acquired Points by Month

Monthly total acquired points by performers are created in a chart. Since real time information is displayed, know not only the past month but the current total points.

In this screen, since the display is narrowed to performer name and total acquired points, easily perform performers' acquiring evaluation.

Acquired points by months		
Previous month◀ 2016-10-01 ~ 2016-10-31 ▶Next month		
momomo		
ID	Name	Acquired Points
21664129	T K B	269,448 pt.
23187032	micu	301,039 pt.
23246344	ella	1,133,110 pt.
Total		1,703,597 pt.

■Acquired Points by Month

Acquired Points by Performers

The shift of acquired points on a daily basis for a month by the performers are created in a chart.

Details of the acquired points can be checked on this screen.

Acquired method

Chat

- Points acquired on chat by viewers

Tip

- Points sent as tips by viewers

Video Sales

- Points acquired by selling recorded live footage

Total

- Total points of above 3 methods

Acquired points by months			
◀ Back			
Previous month◀ 2016-10-01 ~ 2016-10-31 ▶Next month			
test 1			
Date	Chat	Tip	Total
01(Sat)	0 pt.	0 pt.	0 pt.
02(Sun)	0 pt.	0 pt.	0 pt.
03(Mon)	21,868 pt.	6,554 pt.	28,422 pt.
04(Tue)	12,505 pt.	0 pt.	12,505 pt.
05(Wed)	40,349 pt.	17 pt.	40,366 pt.
06(Thu)	24,112 pt.	104 pt.	24,216 pt.
07(Fri)	0 pt.	0 pt.	0 pt.
08(Sat)	15,301 pt.	0 pt.	15,301 pt.
09(Sun)	28,374 pt.	116 pt.	28,490 pt.
10(Mon)	0 pt.	0 pt.	0 pt.
11(Tue)	0 pt.	0 pt.	0 pt.

■Monthly acquired points details list(By performers)

Current Acquired Points

Review the acquired total points and reward payment amount to the performer in real time.

[Acquired Points]

Real time acquired total points from previous "reward payment" up to current is displayed.

[Redeemable Rewards]

The acquired points closed from the previous day, and calculated reward points(yen) to be paid to the performer is displayed. The rewards amount(yen) has the unpaid amount displayed, and by pressing the "payment complete" button, the rewards are paid to the performer.

When "reward payment" is made, the acquired and rewards point of "payable rewards" becomes "0".

Current acquired points				
Displaying 1 out of 1 ⓘ				
2016-09-28 Deadline setting * Acquired points until the previous day can be adjusted				
momomo				
ID	Name	Acquired Points	Redeemable rewards	
<input type="checkbox"/>	21519205	T K S	4,835 pt.	4,835 pt. 2,755 円 <input type="button" value="Payment finished"/>
<input type="checkbox"/>	21664129	micu	7,803,854 pt.	7,803,854 pt. 3,901,846 円 <input type="button" value="Payment finished"/>
<input type="checkbox"/>	22224279	ella	912,571 pt.	912,571 pt. 456,279 円 <input type="button" value="Payment finished"/>
Total		8,721,260 pt.		
<input type="button" value="Payment finished"/> Complete payments to the all checked performers				

■Current Acquired Points

Feature 2

Sales management

Monthly Earning

Review screen of monthly total sales.
 7 sales categories of "Chat Sales""Tip Sales""Video Sales""Total Sales""Performer Reward""Sales Difference""Reward Payment Amount" can be reviewed.

Sales method category

Chat sales

- Points received from viewers through chat

Tip sales

- Tips in points received from viewers

Video sales

- Points gained through sales of recorded live footage

Total sales

- Total points from the above 3 categories

Performer reward *

- Point calculated with reward ratio

Sales difference

- Total sales after deduction of performer reward

Reward Payment

- Completed payment amount

* Performer reward: Reward payment to performer

[Daily sales page]

Select a date on the monthly sales to display daily sales.
 Review the active performer list and sales detail of selected date.

[Individual performer page]

Select performer name through daily sales page to display individual sales page. (Display monthly)

Monthly sales by performer

Review the monthly active performer list and their sales.

Select performer name to display
 [Individual performer page].

* Common with the individual page displayed in monthly sales

Monthly earning - 10/2016

Monthly earning | Monthly sales by performers

Last month « This month » Next month

Date	Each sales		Total Sales	Performer Rewards	Net Sales	Pay Rewards
	Chat	Tip				
1(Tue)	342,259	19,863	362,133	181,063	181,070	0
2(Wed)	433,696	12,183	445,879	222,937	222,942	0
3(Thu)	356,889	40,389	397,278	198,635	198,643	0
4(Fri)	201,304	5,670	206,974	103,483	103,491	0
5(Sat)	527,643	23,661	551,304	275,649	275,655	0
6(Sun)	871,445	19,872	891,393	445,693	445,700	0
7(Mon)	341,627	1,375	343,002	171,500	171,502	0

Monthly Earning

Daily earning - 10/04/2016

Back

Previous Day « Day of » Next Day

Name	Each sales		Total Sales	Performer Rewards	Net Sales	Pay Rewards	Funcio
	Chat	Tip					
micu	108,243	491	108,734	54,366	54,368	0	Note
ella	92,815	859	93,674	46,836	46,838	0	Note
edo	72,331	14,024	86,355	43,177	43,178	0	Note
holly	23,490	3,320	26,810	13,405	13,405	0	Note
arice							

Daily Sales

micu (27) - 10/2016

Back

Last month « This month » Next month

Date	Each sales		Total Sales	Performer Rewards	Pay Rewards	Total Unpaid Rewards
	Chat	Tip				
1(Tue)	0	0	0	0	0	177,556
2(Wed)	45,281	70	45,351	22,675	0	200,231
3(Thu)	0	0	0	0	0	200,231
4(Fri)	42,490	0	42,490	21,245	0	221,476
5(Sat)	0	0	0	0	0	221,476
6(Sun)	47,424	36	47,490	23,745	0	245,221
7(Mon)	0	0	0	0	0	245,221
8(Tue)	35,770	90	35,868	17,934	0	263,155

Individual performer page

Monthly sales by performers - 10/2016

Monthly earning | Monthly sales by performers

Last month « This month » Next month

Name	Each sales		Total Sales	Performer Rewards	Net Sales	Pay Rewards	Funcio
	Chat	Tip					
test 1	2	7	9	0	9	0	Note
micu	372,326	801	373,127	186,563	186,564	0	Note
ella	73,503	16,753	90,256	45,127	45,129	0	Note
edo	40,349	17	40,366	20,182	20,184	0	Note

Monthly sales by performer

Feature 3

Performer(=model) management

■ Performer Registration

Register basic information of performer, reward ratio with agent, broadcast program setting.

Reward ratio and other information entered at registration, can be changed at the performer setting screen.

■ Search Performer

Search for a performer using performer ID, nickname, acquired points, registered time and other information.

Can be used to display performer list of search condition and check detail, or confirm or change information of specific performer through "Monthly Acquired Points" or "Performer Setting".

[Control Button]



To Monthly Acquired Point



To Performer Setting

■ Performer Setting

At performer setting, you can edit broadcast setting, profile setting, and other registration information, and add or change identification document.

[Basic information setting and editing]

You can change basic information such as name, date of birth, and contact information.

Also add identification documents, change reward ratios, stop broadcast, and delete performers.

**"Suspend Broadcast" is an action that prohibits broadcasting for a designated time. It can be used as a penalty for a performer with problematic behavior.

[Broadcast Setting and Editing]

Set and edit the conditions for "Live Broadcast" and "One-to-one chat" for every performer

- Program Title and Information Setting and Editing
- Switch between Adult/Non-adult
- Switch between paid/free
- Set and edit charge interval and price

Etc.

[Profile Setting and Editing]

Registering and editing of performer profile is possible.

[Past broadcast list]

Review the saved past broadcast.

Posting on FC2 Video, timeshift, or sharing using external player can be performed from here.

*It may take awhile before a broadcast is reflected on "Past broadcast list"

Search performer

Basic information

CODE*¹ User ID: fc2ID:

User name*¹

Points Over Under

Birthday*² / / over

Favored number over

Registered / / over / / below

Name*¹ Kanji: Kana:

Agent No designation

Deleted Deleted user

*¹ Regular expression can be used in the search criteria
*² In case of match, can search using either of year/month/date.

■ Search Performer

Performer setting

Set basic information | Live Broadcast Settings | One-to-one Chat | Profile setting | Past Broadcasts | Schedule List | Create notification

Basic information setting can be changed. After setting has been entered, please press save to confirm change.

Email Address

Login ID

Login password

Name Last name: Coxall First name: Frank

Date of birth 1998 01 01 (yyyy mm dd)

Contact

Identification document [Add identification document](#)

Reward ratio 100

Broadcast suspension*¹ Do nothing 12 hours 24 hours

*¹ Once broadcast suspension has been executed, broadcasting or suspension cannot be cancelled until designated time passes.

■ Performer Setting

[Notification setting and edit]

A list of notifications created can be reviewed, edited, and deleted from [Schedule List].

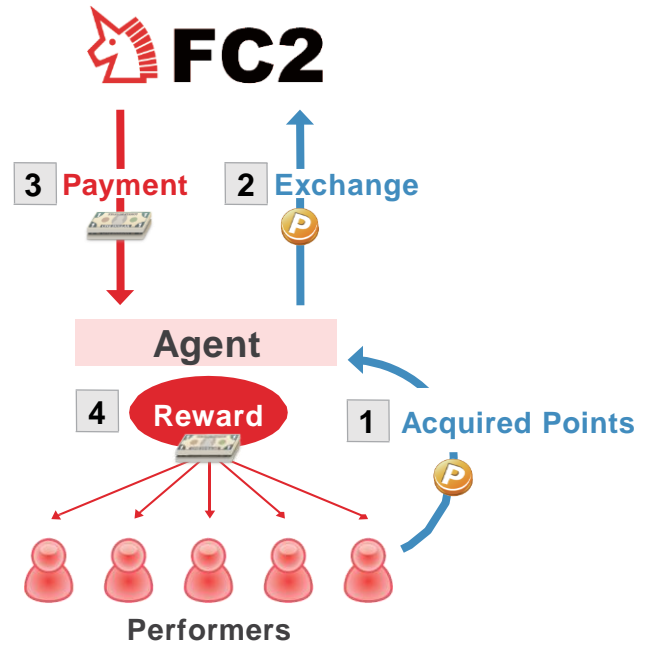
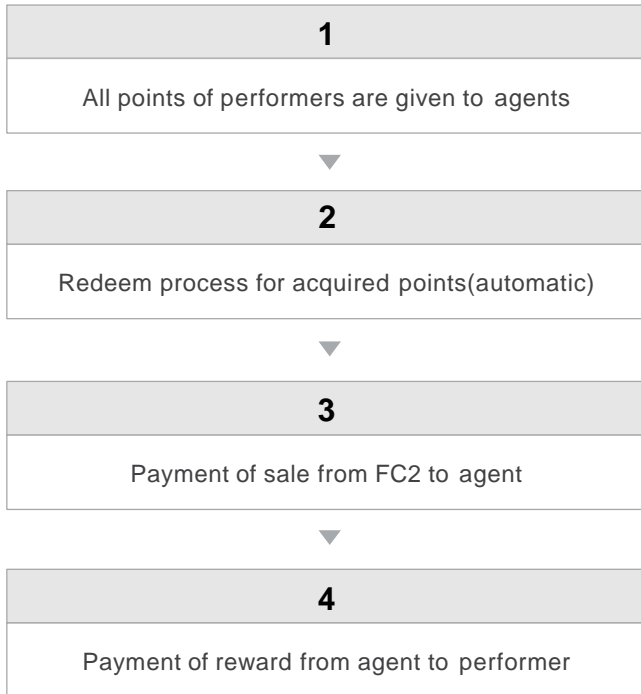
New broadcast notification can be created through [Create notification].

Created notification will be displayed on the broadcast schedule screen(https://live.fc2.com/notice_list/).

Exchange acquired points

Redeem 1

Point flow and reward payment



Redeem 2

How to redeem acquired points

Acquired points and minimum point for wire

Minimum point for wire, is the minimum point value needed for a wire transfer. If the total acquired point at the time of closing date is above the minimum points for wire, wire transfer will be processed. The value of minimum point for wire(default is 500,000 points) can be adjusted by the agent.

Payment setting		
Minimum wire point	Points subject to wire transfer next time	Next scheduled wire transfer date
500,000pt. <input type="button" value="Convert"/>	525pt.	--/--/----

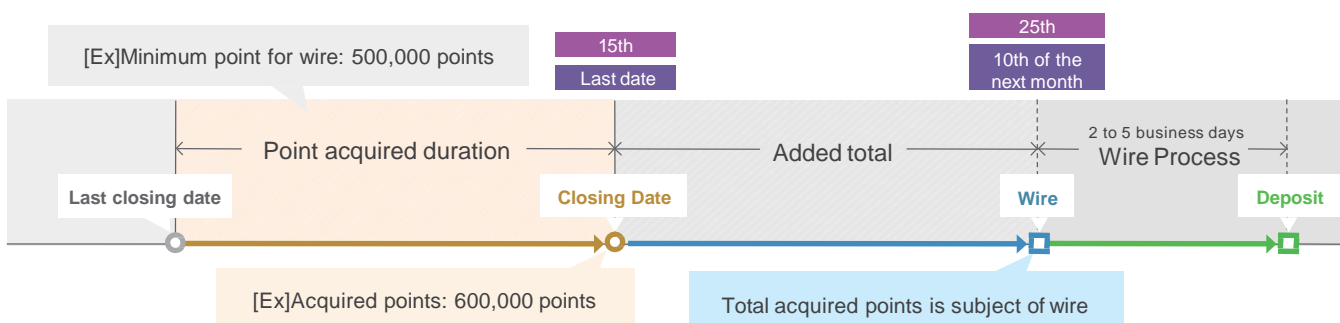
■Payment Setting

[Important Notes]

1. Please set the minimum point for a wire from 1,1000 points.If points are less than 1,1000 points, it will not be part of wire transfer.
2. If the wire transfer amount is less than 500,000 points, a wire transfer fee(10,000 points) will be charged. Fee is waived for transactions above 50,000 points.

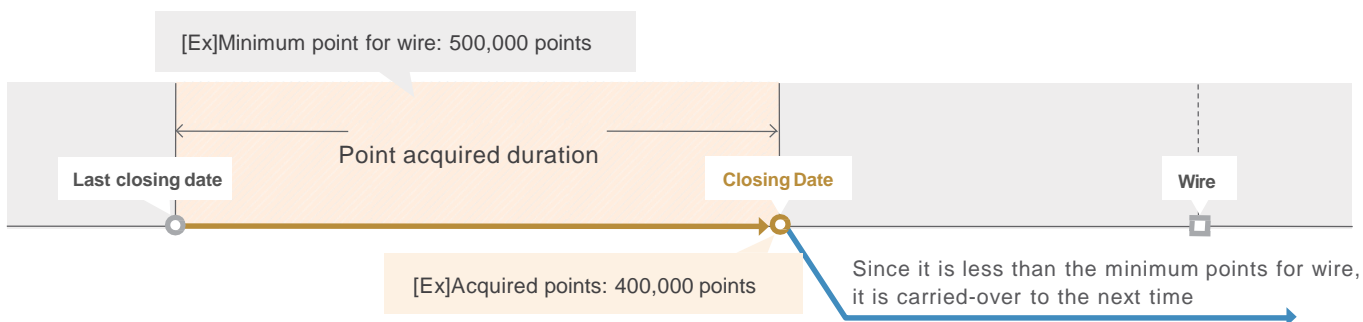
Processing wire transfer

If total acquired points is above minimum points for wire, all of the points will automatically be subject to wire transfer.



In case of a carry-over

If the total acquired point is less than the minimum point for wire at the time of closing date, it will be carried-over to the next wire. If a wire transfer is necessary, please adjust(below example is 40,000 or less) the minimum point for wire by the day before closing date. However, please be aware if the point is less than 500,000 like the example, a wire fee will be charged.

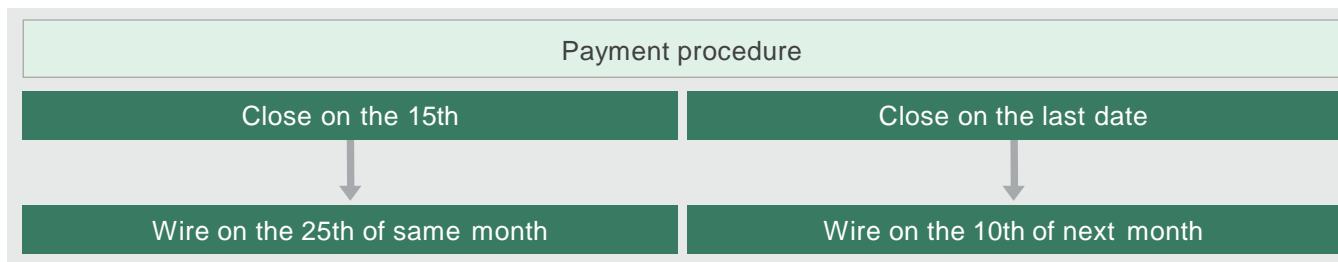


Exchange acquired points

Redeem 3

Payment procedure

Closing date and bank wire date



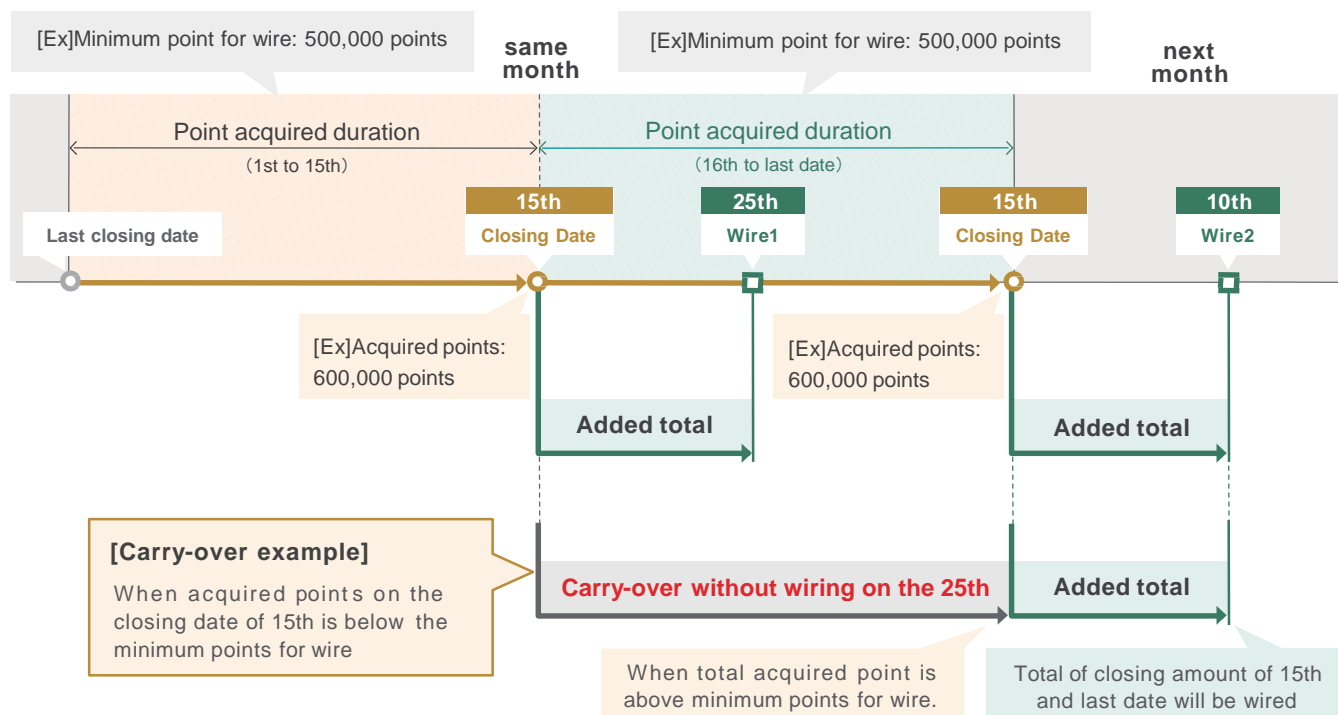
[Important Notes]

1. Loss from failed wire transfer will not be refunded if the agent or bank is at fault.
2. If wire transfer cannot be completed due to the bank, we ask you to inquire the bank or change account for the wire.
3. Please review to see if the account information and others are correct.

Payment procedure

If the total acquired point is more than the minimum point for wire at the time of closing date, wire transfer will be processed. Wire transfer will be processed on the 25th of same month for 15th closing date, and 10th of next month for 25th closing date. Furthermore, since it will be a foreign wire transfer, it usually takes 2~5 days to receive the funds. When acquired points is below minimum points for wire, it will be carried-over to the next wire.

Payment procedure



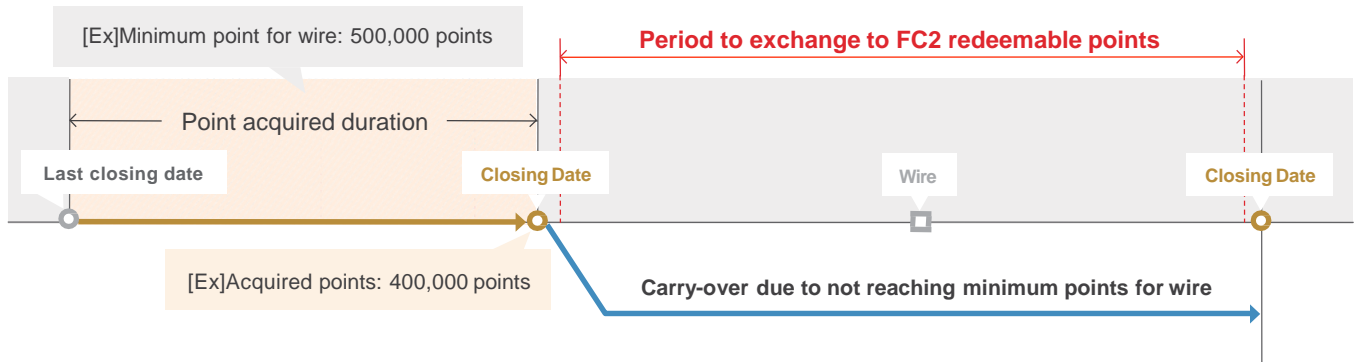
* When the projected wire point is less than the minimum point for wire but a wire is necessary, please change the minimum point for wire until the day before closing date. Changes made before or after closing date may not be reflected in the system.

Exchange acquired points

Redeem 4

Change to FC2 redeemable points

Only if the total acquired point is less than the minimum point for wire at the time of closing date, it is possible to exchange points from the day after the closing date to the day before the next closing date. If below the minimum points for wire at the time of next closing date, point will continue to be exchangeable.



Question 1 Does it cost anything to register as agent?

Answer Agent registration is free for individuals and business. There will be no additional fees in the future, such as the second year, by monthly sales, or operation situation.

Question 2 Please tell me what is required to register as agent.

Answer FC2 account and bank account is necessary for a registration. Please prepare a bank account that can be selected at the registration or management screen.

Question 3 How long does it take from applying as an agent to completing the registration.

Answer Registration is completed once the application form is submitted, so immediate business is possible.

Question 4 Do the performers need a FC2 account?

Answer FC2 accounts are required for performers. When the agent creates a performer account at the management screen, FC2 account is simultaneously created, where account information can be confirmed.

Question 5 Can an individual register as an agent?

Answer Anyone from individuals or business can register as agent.

Question 6 I have not gathered any performers yet, but can I still register?

Answer It is possible to register. Start your business by gathering performers at your convenient time.

Question 7 How will the payments be made to the performers?

Answer All acquired points of performers will be credited to the agent, so the sales will be paid to the agent. Performer shall be rewarded by the agent.

Question 8 What is the minimum point for wire?

Answer Minimum point for wire is the minimum value required for a wire transfer. If the total acquired point is more than the minimum point for wire at the closing date, wire transfer is processed. This value can be adjusted by the agent.
*Above 1,1000

Question 9 How long does the payment process take from the point acquisition?

Answer If the total acquired points is more than the minimum points for wire at the closing date, the point will be paid within a month from the acquired points. (Wire on 25th of same month for closing date on 15th, 10th of next month for closing date on 25th) However, if less than minimum, since the points will be carried-over, it will take more than a month.

Question 10 How much is the wire fee?

Answer If the wire amount of the acquired point is above 500,000 the fee is waived, but if its lower, there will be a fee of 10,000 points.